



ಬೃಹತ್ ಬೆಂಗಳೂರು ಮಹಾನಗರ ಪಾಲಿಕೆ
Bruhat Bengaluru Mahanagara Palike



BBMP COVID-19 WAR ROOM 01.09.2021



ABSTRACT OF COVID-19 CASES IN BENGALURU



	MALE	FEMALE	TRANSGENDER	MALE	FEMALE	TRANSGENDER	TOTAL	
	Last 24 Hours	Last 24 Hours	Last 24 Hours	Cumulative	Cumulative	Cumulative	Last 24 Hours	Cumulative
Positive Cases	228	131	0	7,39,892	4,98,150	154	359	12,38,196
Recovered Cases	134	98	0	7,26,108	4,88,383	146	232	12,14,637
Death Cases	4	3	0	10,136	5,861	4	7*	16,001
Total Tests Done	In Last 24 hrs : 60,998					Cumulative : 1,85,69,741		
ACTIVE CASES					7,558			

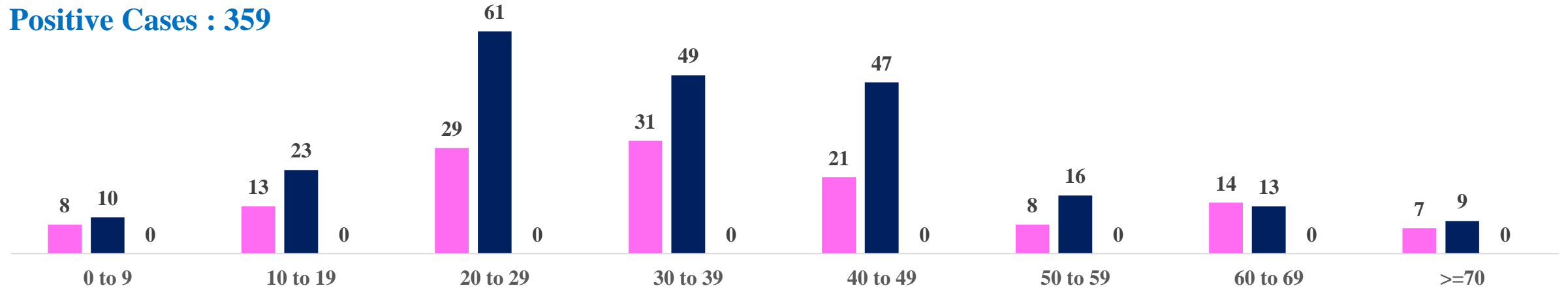
*Covid deaths occurred today : 02 | Covid deaths occurred in beyond last 24 hrs, reported today : 05



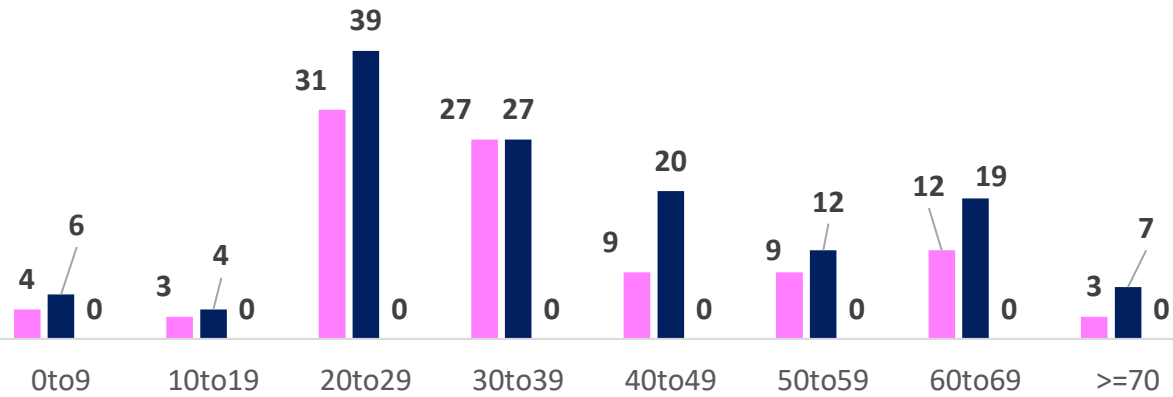
LAST 24 HOURS AGE GROUP AND GENDER WISE DISTRIBUTION



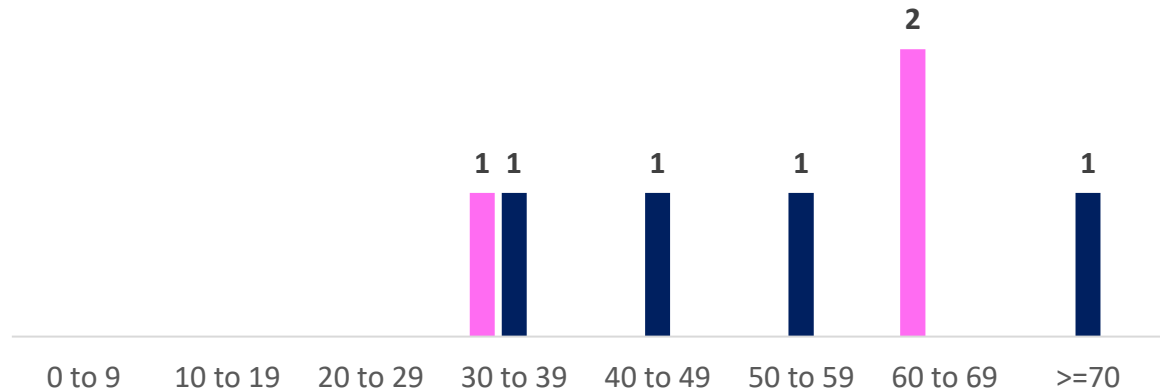
Positive Cases : 359



Recovered Cases : 232



Death Cases : 7





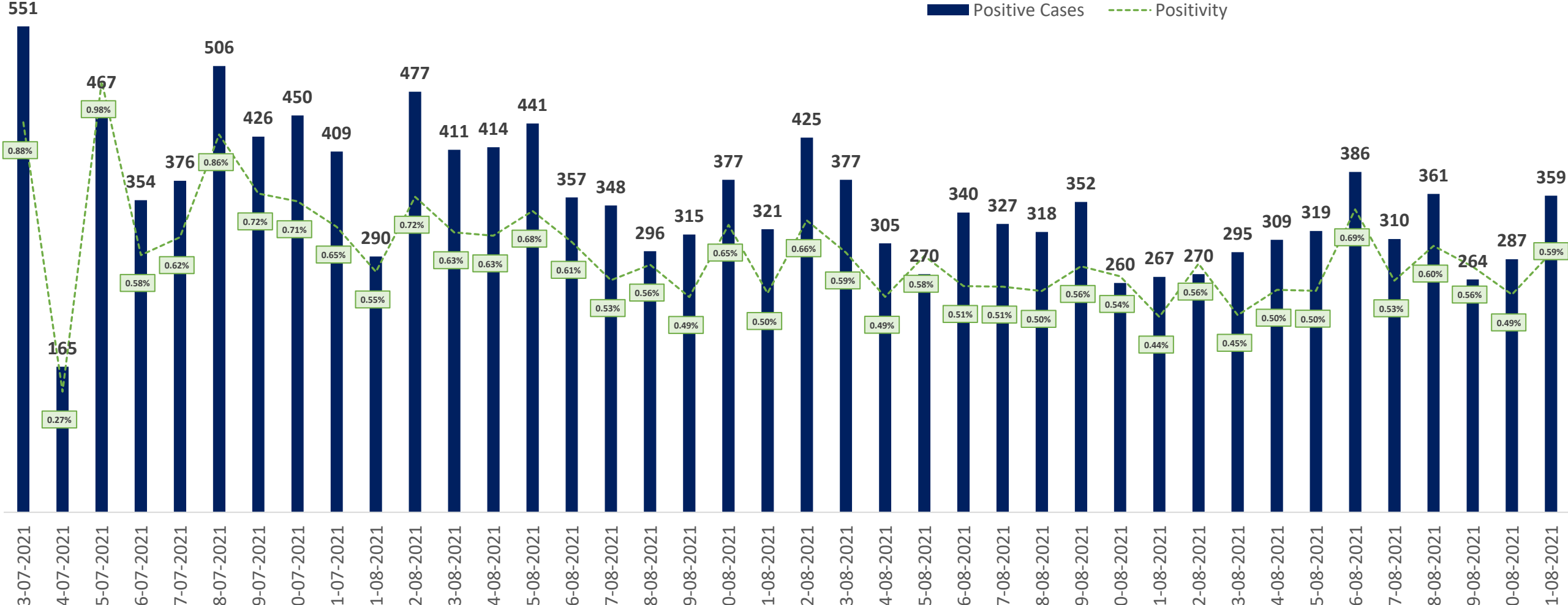
SNAPSHOT OF BENGALURU COVID-19 CASES IN LAST 8 WEEKS



	07-07-2021 To 13-07-2021	14-07-2021 To 20-07-2021	21-07-2021 To 27-07-2021	28-07-2021 To 03-08-2021	04-08-2021 To 10-08-2021	11-08-2021 To 17-08-2021	18-08-2021 To 24-08-2021	25-08-2021 To 31-08-2021
Total Positive Cases	2,991	2,728	2,731	2,969	2,548	2,365	2,071	2,286
Total Recovered Cases	4,497	5,753	4,021	2,387	2,936	2,705	2,740	1,932
Total Death Cases	59	53	29	53	27	30	20	27
Case Fatality Rate	1.97%	1.94%	1.06%	1.79%	1.06%	1.27%	0.97%	1.18%
Total Tests Conducted	4,24,222	4,24,150	4,09,133	4,29,504	4,29,948	4,31,880	4,10,291	4,04,959
Positivity Rate	0.71%	0.64%	0.67%	0.69%	0.59%	0.55%	0.50%	0.56%

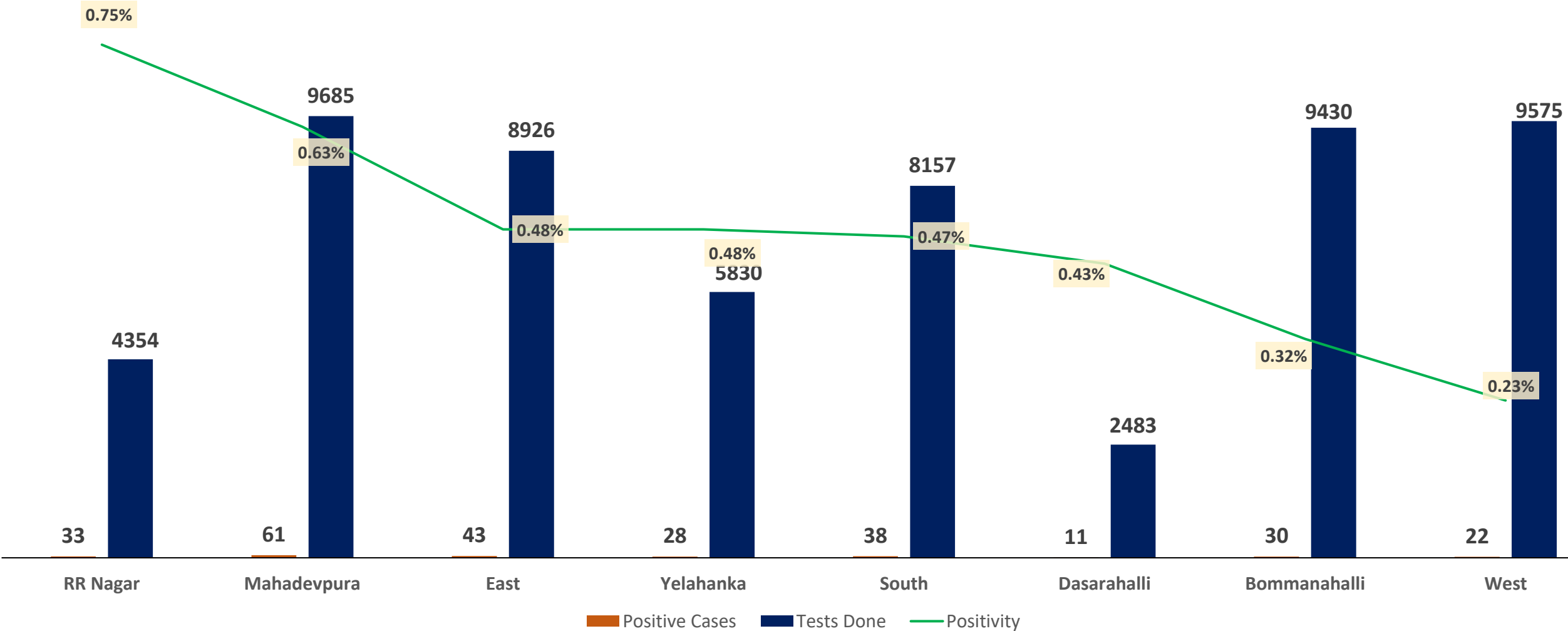


POSITIVITY RATE OF BENGALURU – LAST 40 DAYS



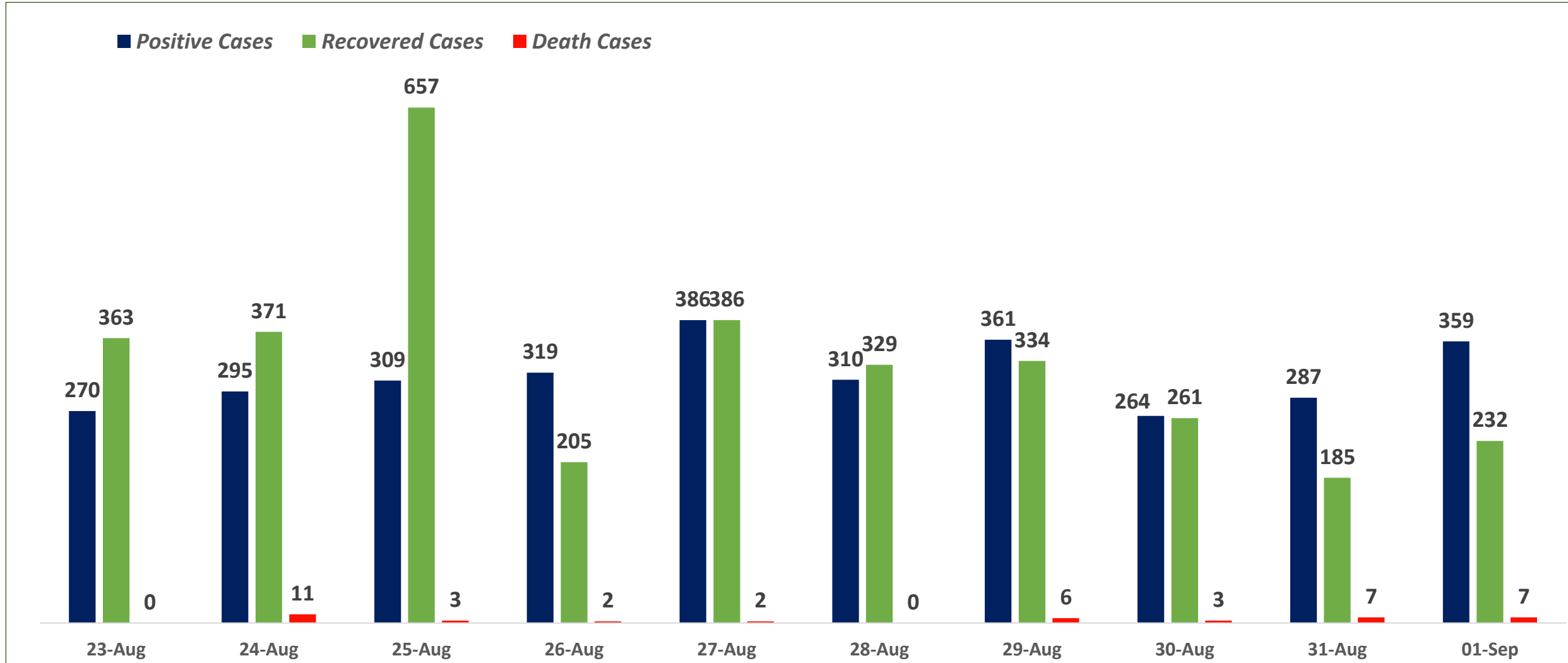


ZONE WISE AVERAGE POSITIVITY TREND FOR LAST WEEK





SNAPSHOT OF POSITIVE, RECOVERED AND DEATH CASES OVER LAST 10 DAYS ACROSS BBMP ZONES

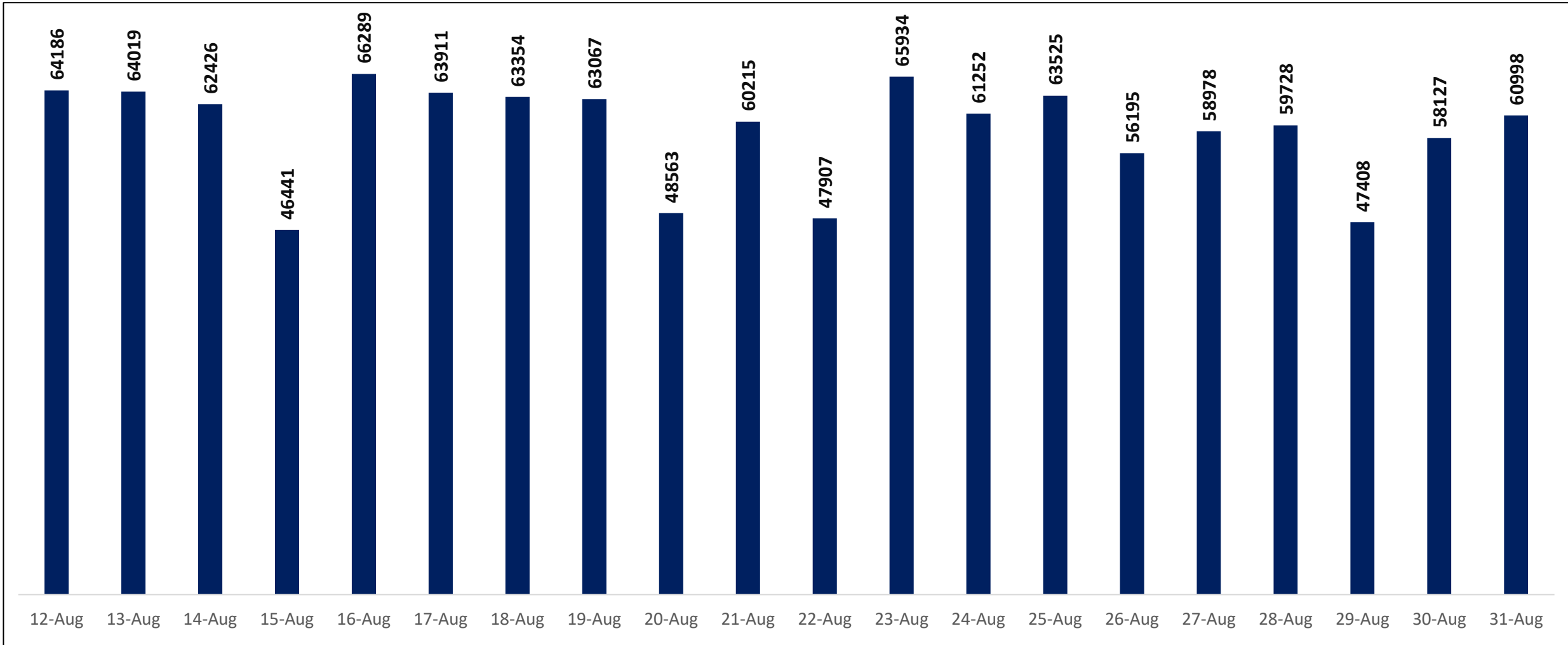




TESTING TRENDS IN BENGALURU

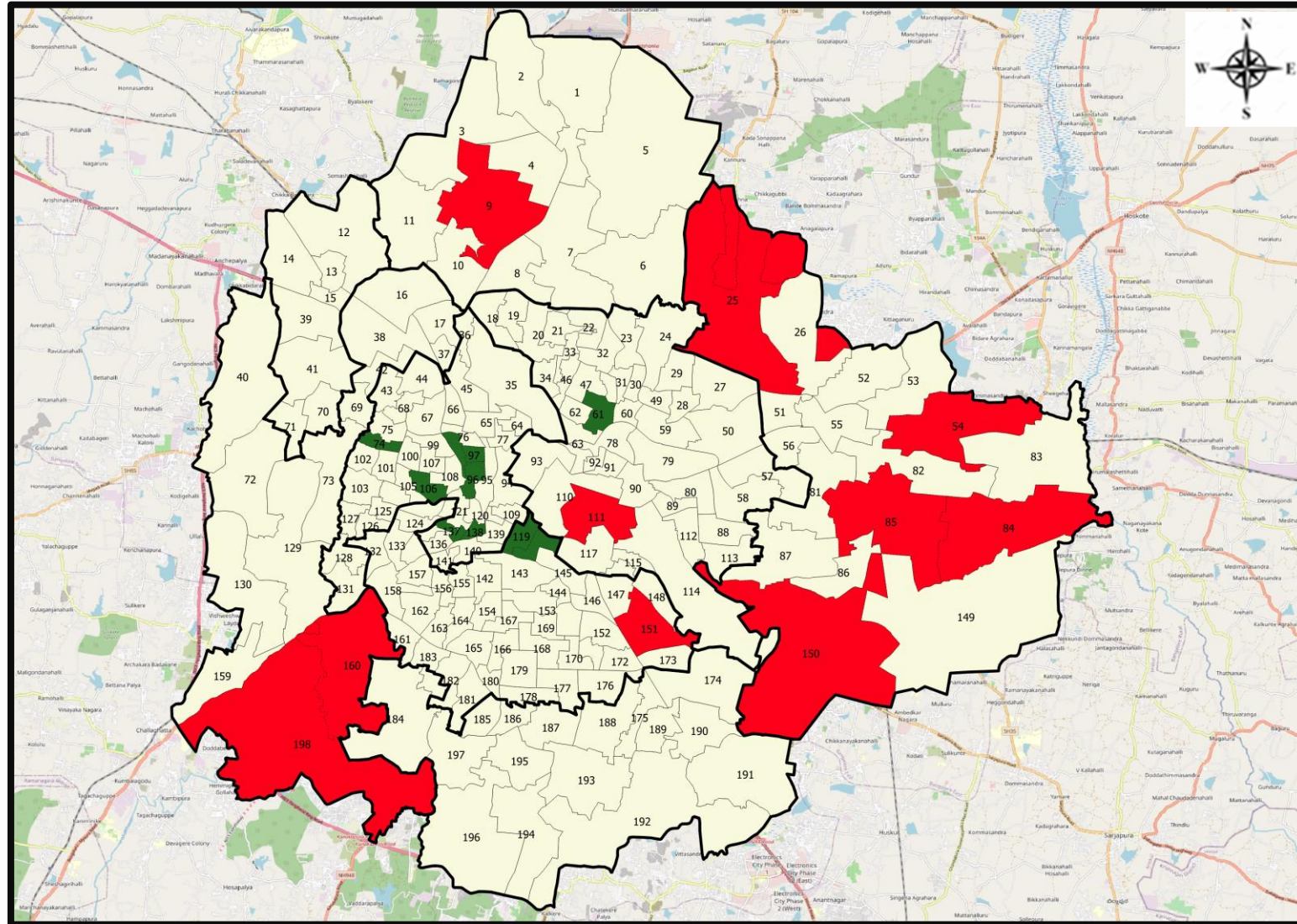


Total Test Conducted Till Date	Test Conducted Last 24 hours
1,85,69,741	60,998





BENGALURU URBAN MAP SHOWING TREND OF POSITIVE CASES IN LAST 10 DAYS



Top 10 wards reporting highest number of positive cases in last 10 days

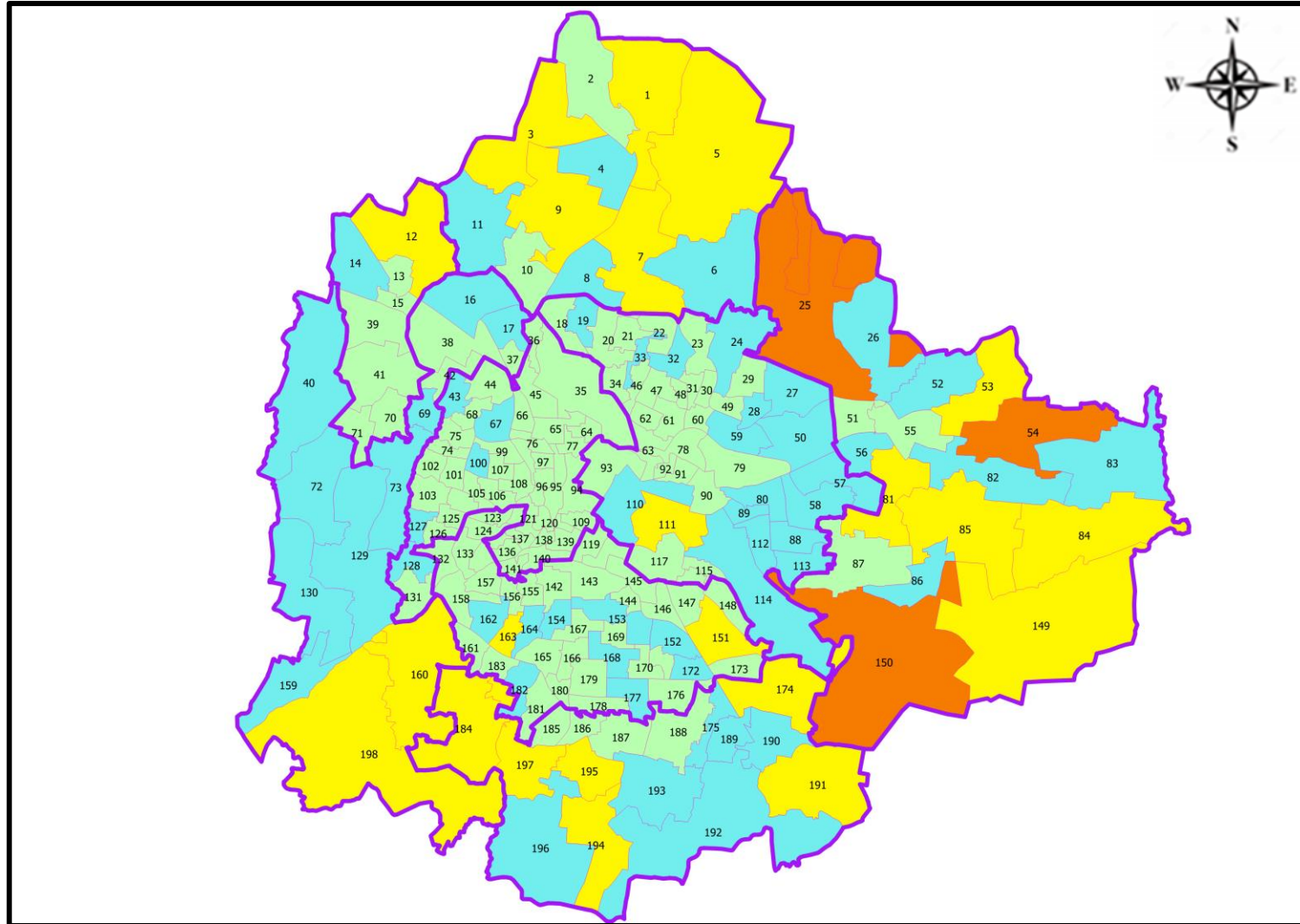
Ward No.	Ward Name	Daily Cases Average
25	Horamavu	9
150	Bellanduru	7
54	Hudi	6
84	Hagadur	5
151	Koramangala	5
9	Vidyaranyapura	5
198	Hemmigepura	5
160	Rajarajeshwari Nagar	4
111	Shantala Nagar	4
85	Dodda Nekkundi	4







Top 10 wards reporting least number of positive cases in last 10 days

Ward No.	Ward Name	Daily Cases Average
61	S K Garden	0
74	Shakthi Ganapathi Nagar	0
96	Okalipura	0
97	Dayananda Nagar	0
98	Prakash Nagar	0
106	Dr Raj Kumar Ward	0
118	Sudham Nagar	0
119	Dharmaraya Swamy Temple	0
137	Rayapura	0
138	Chalavadipalya	0



BENGALURU MAP SHOWING INTENSITY OF POSITIVE CASES IN LAST 10 DAYS



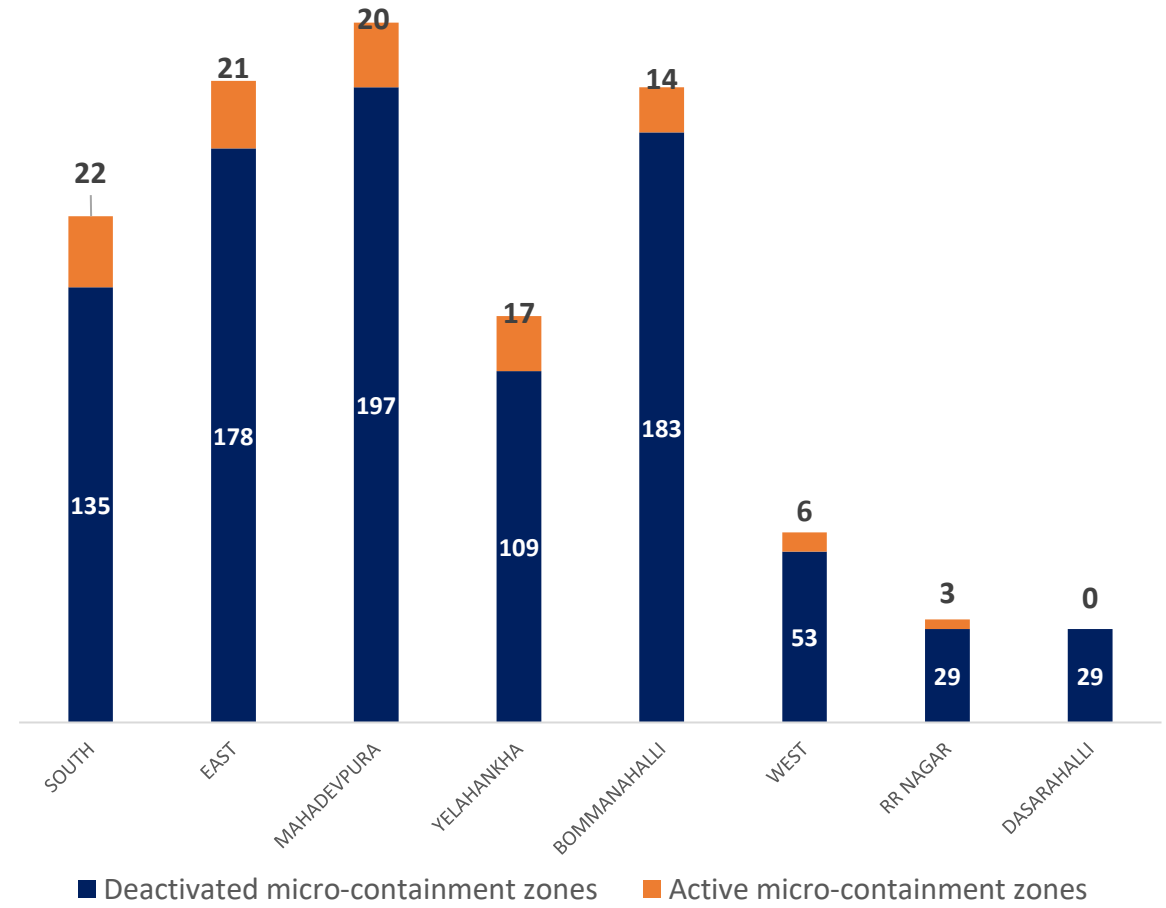
-  **Level 1 : 0 to 10 Cases**
-  **Level 2 : 10 to 25 Cases**
-  **Level 3 : 25 to 50 Cases**
-  **Level 4 : 50 to 100 Cases**
-  **Level 5 : Above 100 Cases**
-  **Zone Boundaries**



CONTAINMENT ZONE DETAILS

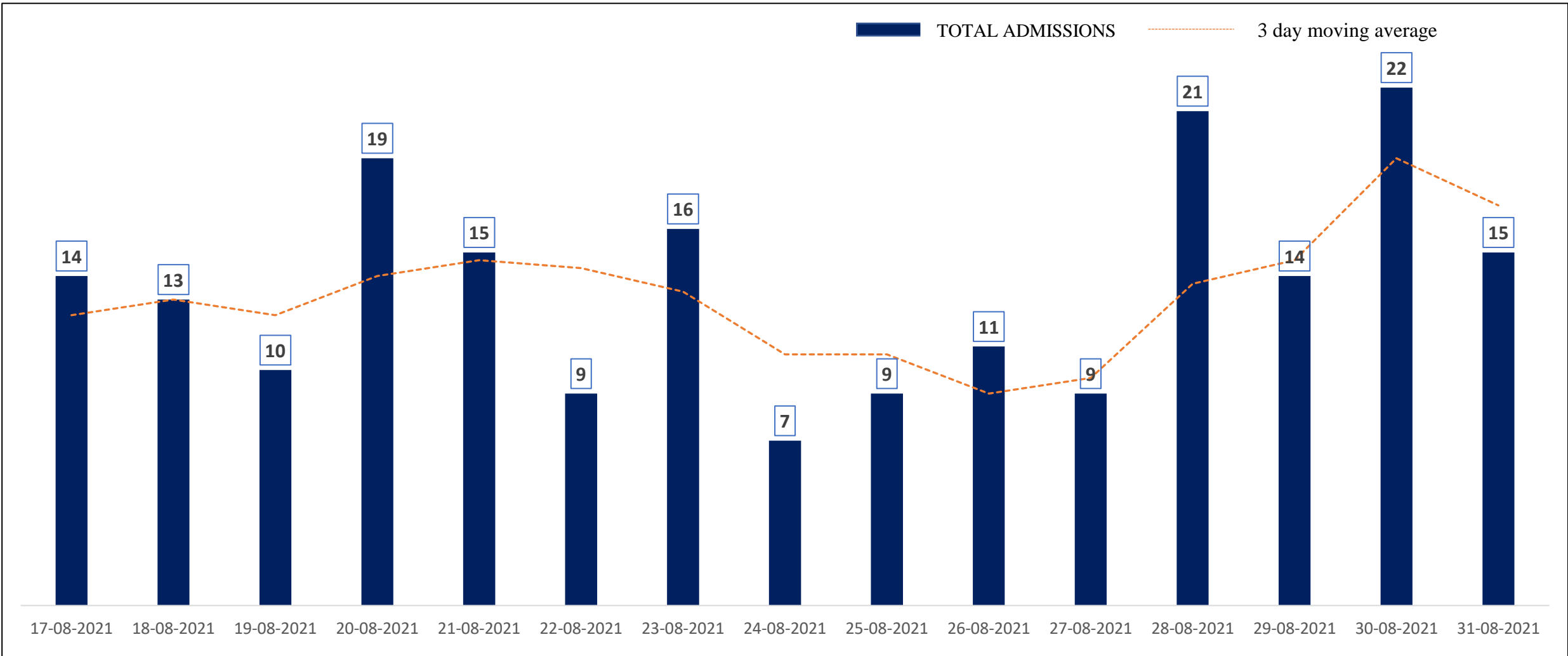


ZONE	TOTAL DECLARED	TOTAL DEACTIVATED	TOTAL ACTIVE
SOUTH	157	135	22
EAST	199	178	21
MAHADEVPURA	217	197	20
YELAHANKHA	126	109	17
BOMMANAHALLI	197	183	14
WEST	59	53	6
RR NAGAR	32	29	3
DASARAHALLI	29	29	0
TOTAL	1016	913	103





HOSPITAL & CCC ADMISSIONS LAST 15 DAYS TREND



* Only Government Quota Admissions through CHBMS considered

* Only Fresh Admissions considered



COVID BED STATUS AS ON 01.09.2021



SR. NO.	Facility Type	No. of Hospital	Total Allocated Beds for C+ Patients					Occupied Beds for C+ Patients					Net Available Beds for C+ Patients				
			Gen Beds	HDU	ICU Beds	ICU-V	Total	Gen Beds	HDU	ICU Beds	ICU-V	Total	Gen Beds	HDU	ICU Beds	ICU-V	Total
1	Government Medical Colleges	4	20	621	53	76	770		18	7	1	26	20	603	46	75	744
2	Government Hospitals	16	649	210	65	127	1,051	33	17	2	10	62	616	193	63	117	989
3	Covid Care Centres	7	265					60					205				
Total Beds		27	934	831	118	203	2,086	93	35	9	11	148	841	796	109	192	1,938

* Status as on 01.09.2021 – 7:00 PM

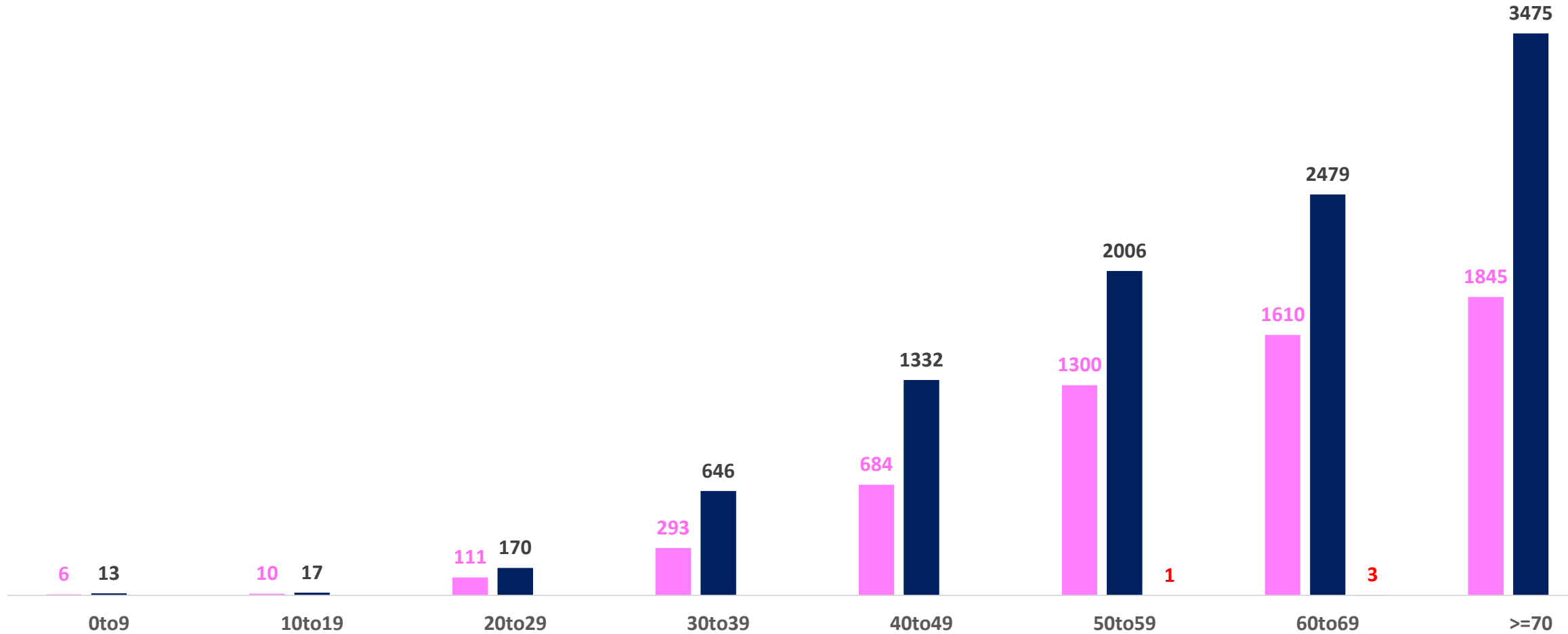


AGE AND GENDER WISE DISTRIBUTION OF DEATH CASES



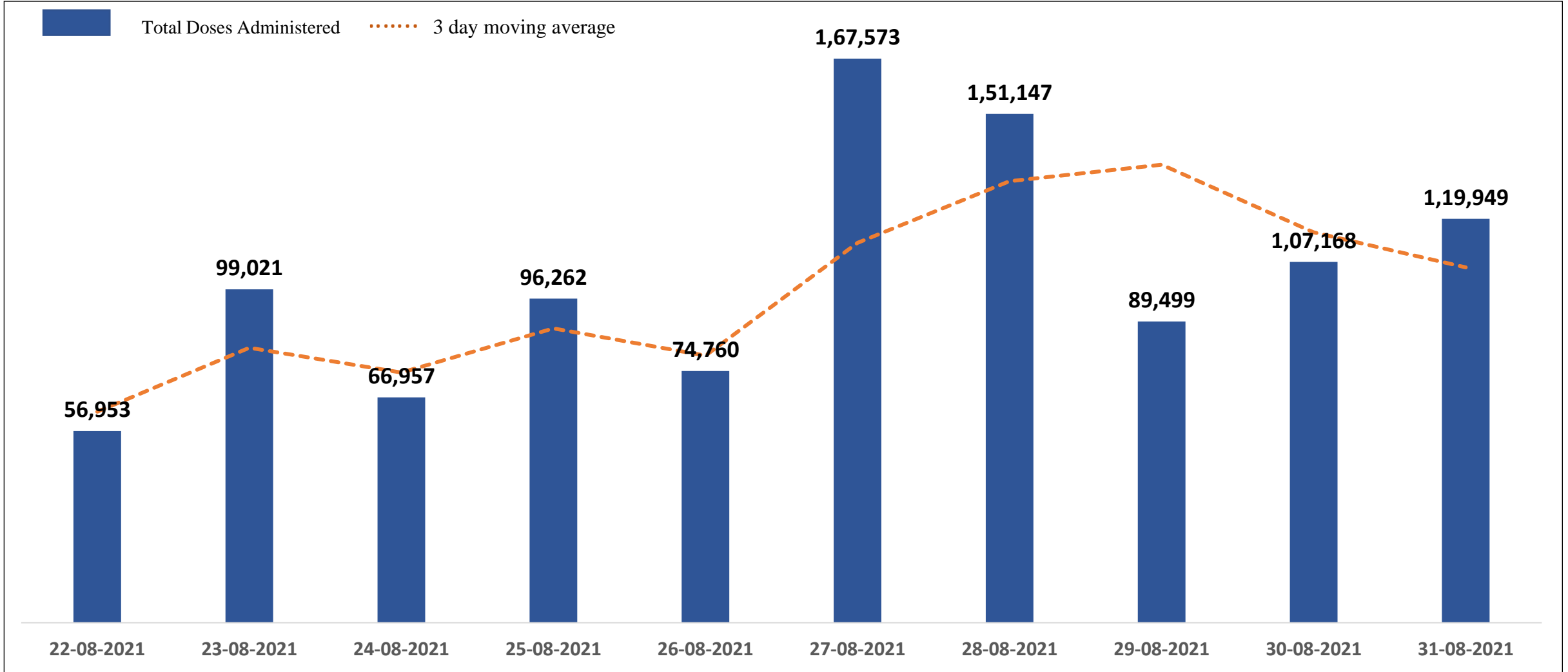
Death Cases: 16,001

Female Male Transgender





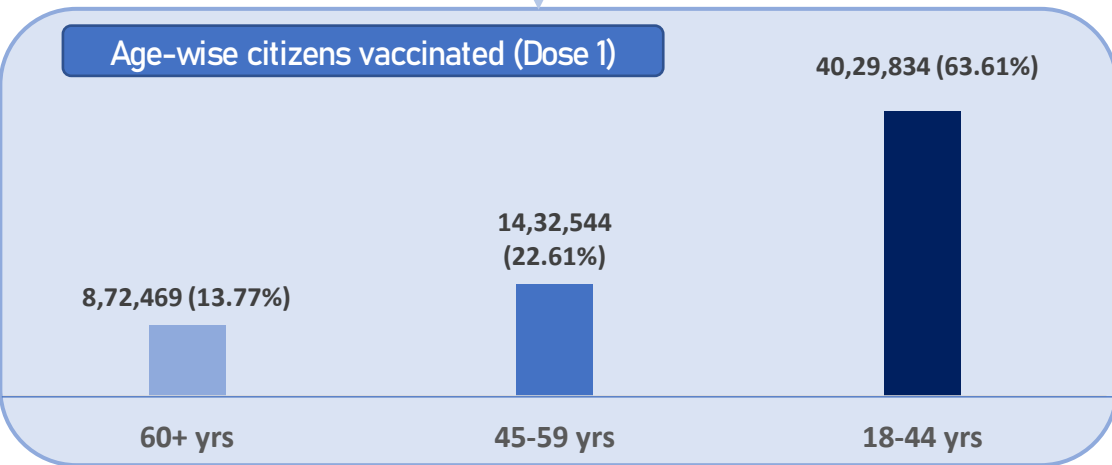
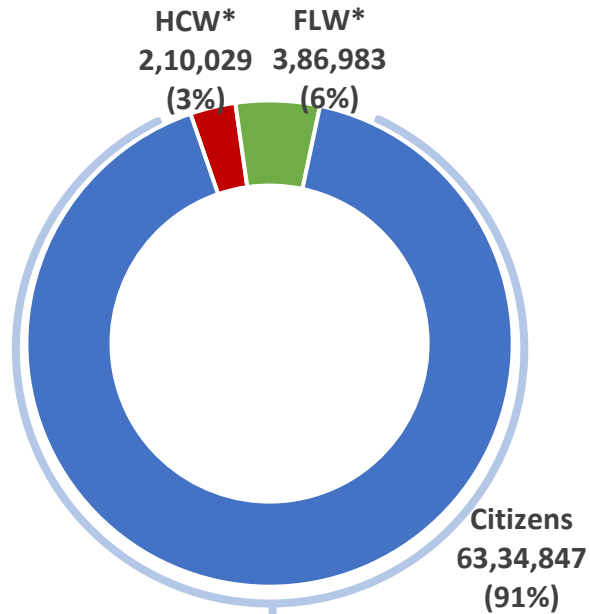
TOTAL VACCINE DOSES ADMINISTERED IN LAST 10 DAYS



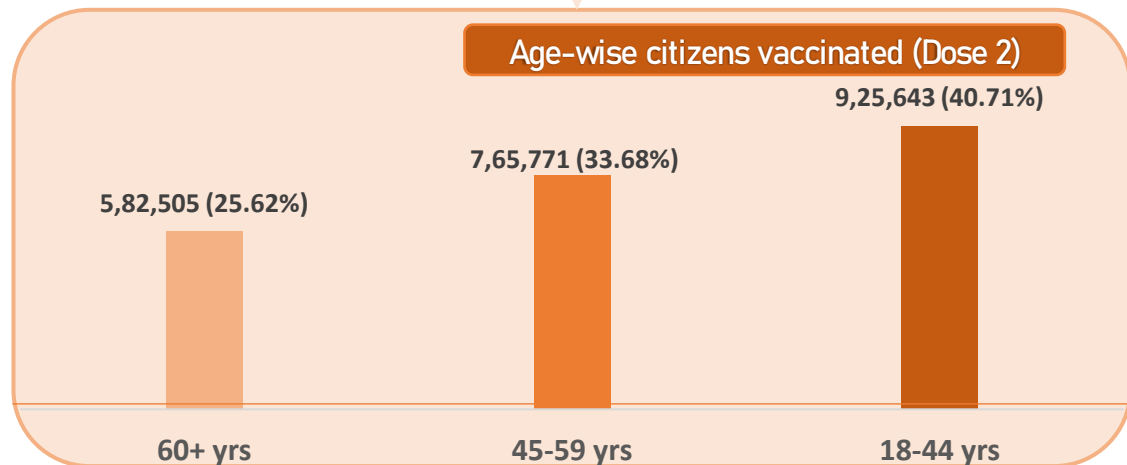
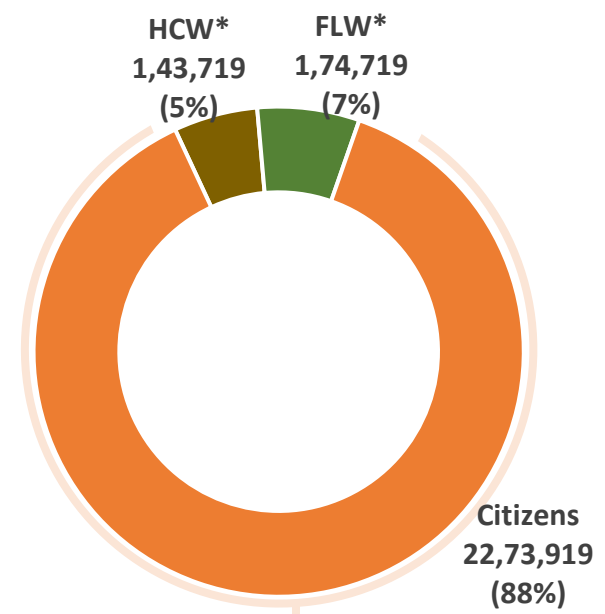


CATEGORY WISE CUMULATIVE VACCINATION IN BBMP

Dose 1



Dose 2



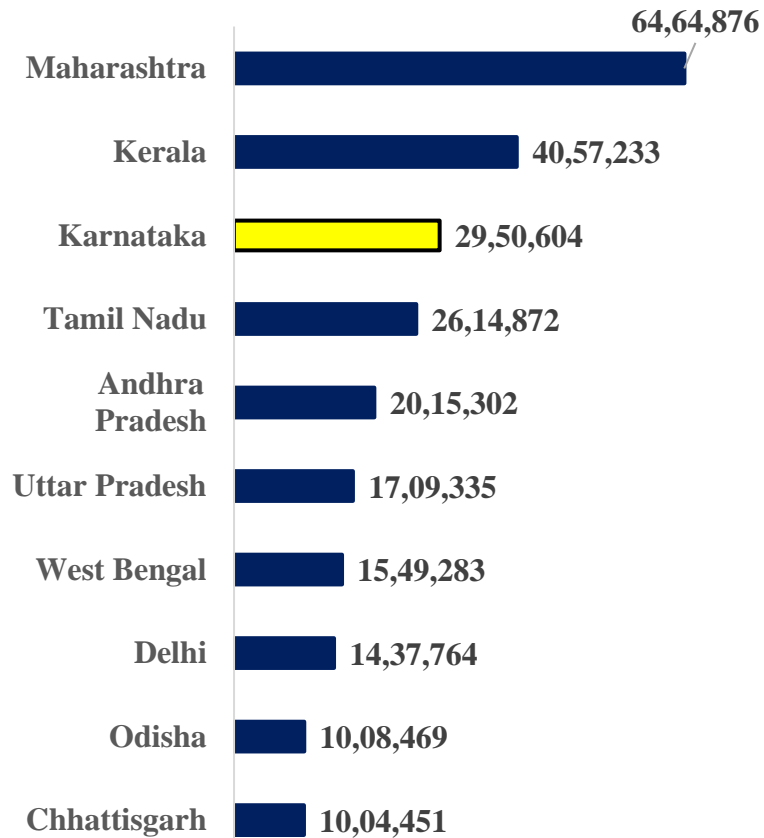
*HCW : Health Care Workers
 *FLW : Front Line Workers



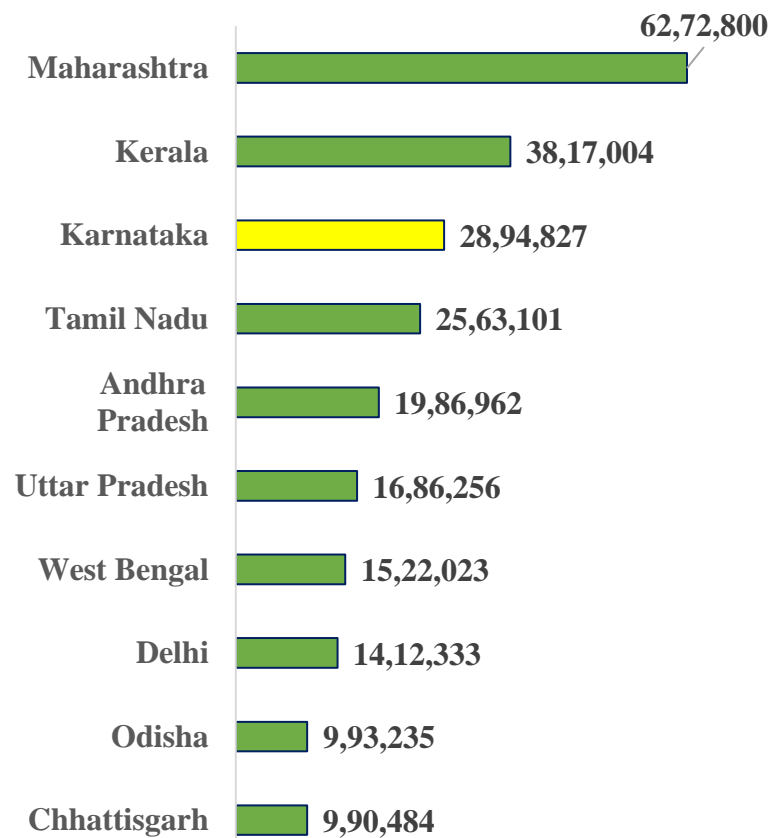
TOP 10 COVID19 AFFECTED INDIAN STATES



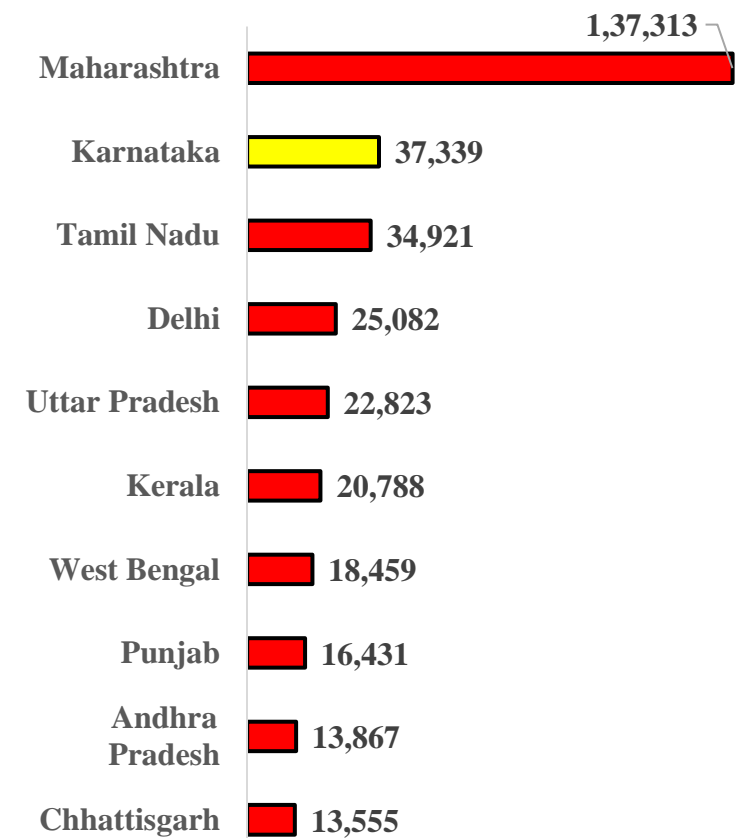
Total Positive Cases



Total Recovered Cases



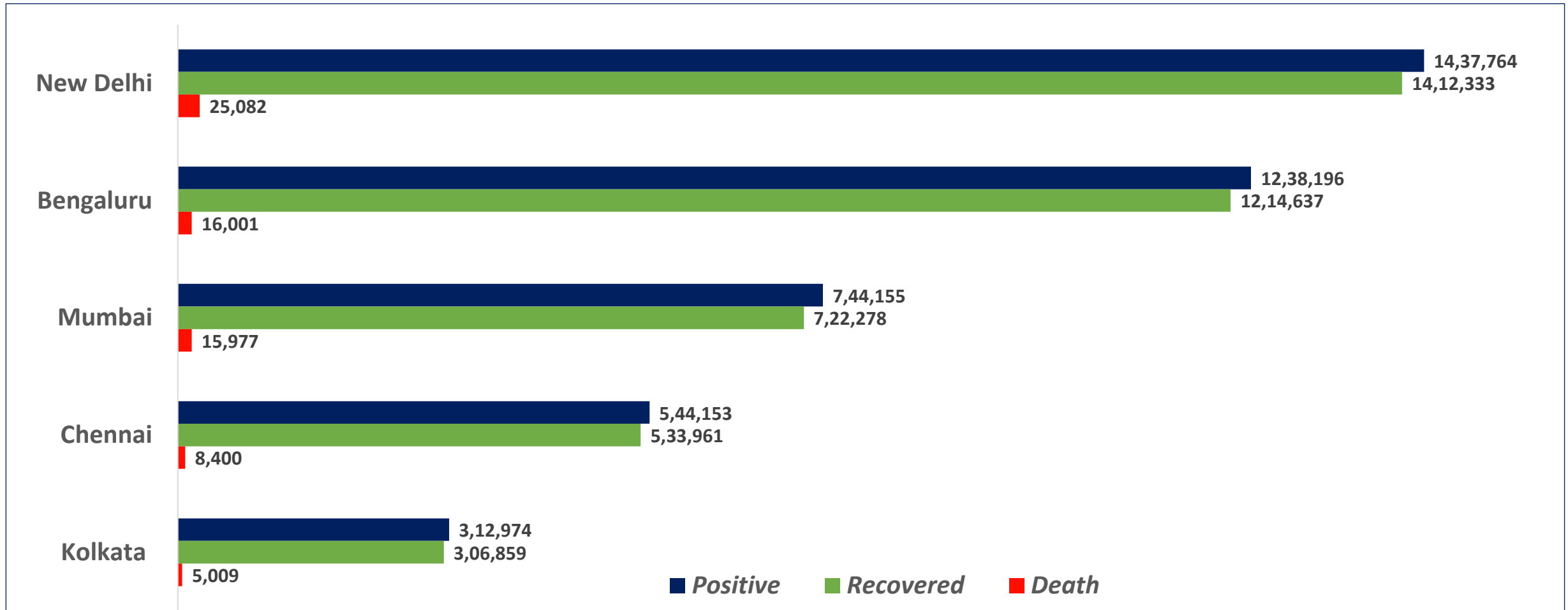
Total Death Cases



Source : <https://www.covid19india.org/> at 7:00 pm (01.09.2021)



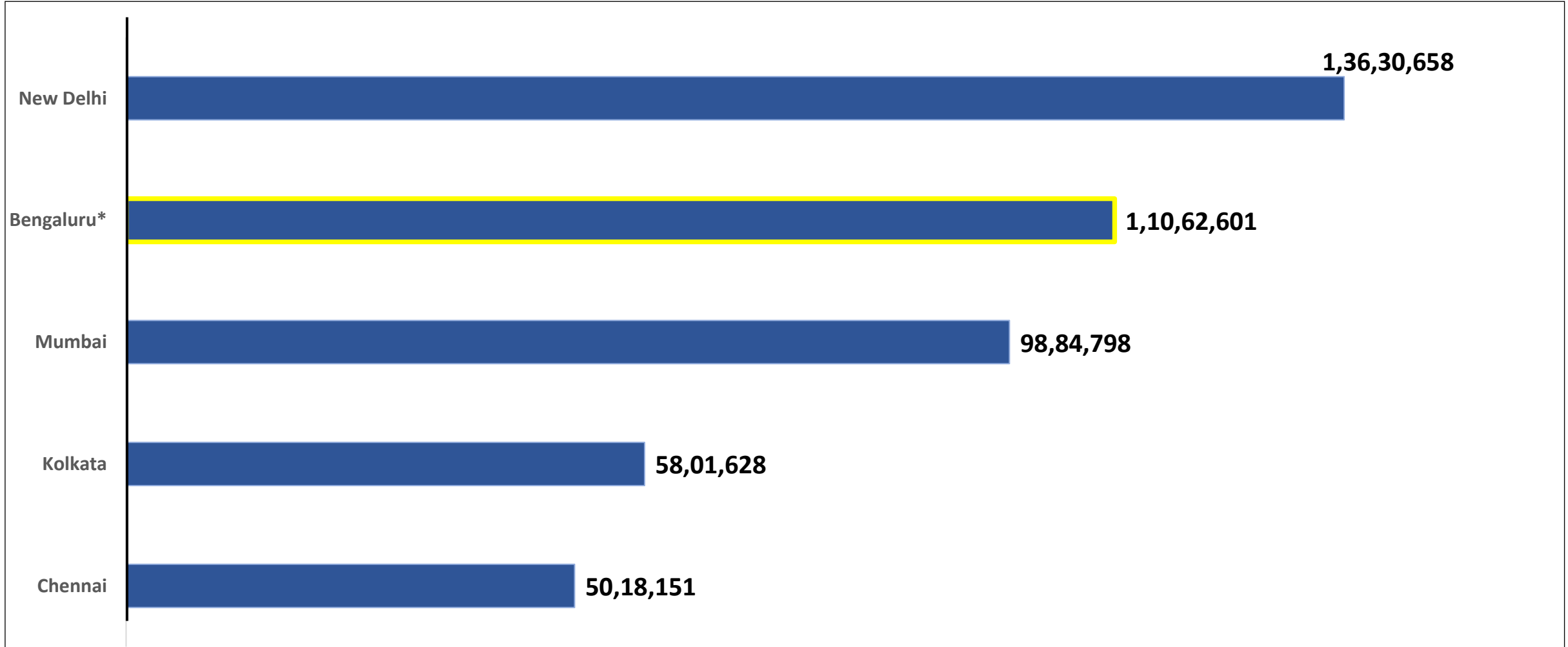
BENGALURU AND OTHER METROPOLITAN CITIES



Source : <https://www.covid19india.org/> at 7:00 pm (01.09.2021)



VACCINE DOSES ADMINISTERED IN BENGALURU AND OTHER METROPOLITAN CITIES



Source : <https://dashboard.cowin.gov.in/> at 7:00 pm (01.09.2021)

*includes BBMP & Bengaluru Urban



SNAPSHOT OF COVID-19 CASES IN BENGALURU URBAN



**Total Wards With
< =10 Cases* :
116**

**Tests Conducted
On 31.08.2021:
60,998**

**Recovery
Rate:
98.10%**

**Total
Active Cases :
7,558**

**Total Vaccinated on
31.08.2021:
1,19,949**

**Positivity
Rate* :
0.56%**

**Active
Rate:
0.61%**

**Case
Fatality Rate* :
1.18%**



*Total positive cases In the past 10 days

*CFR and positivity is for Past 7 days



ಬೃಹತ್ ಬೆಂಗಳೂರು ಮಹಾನಗರ ಪಾಲಿಕೆ
Bruhat Bengaluru Mahanagara Palike

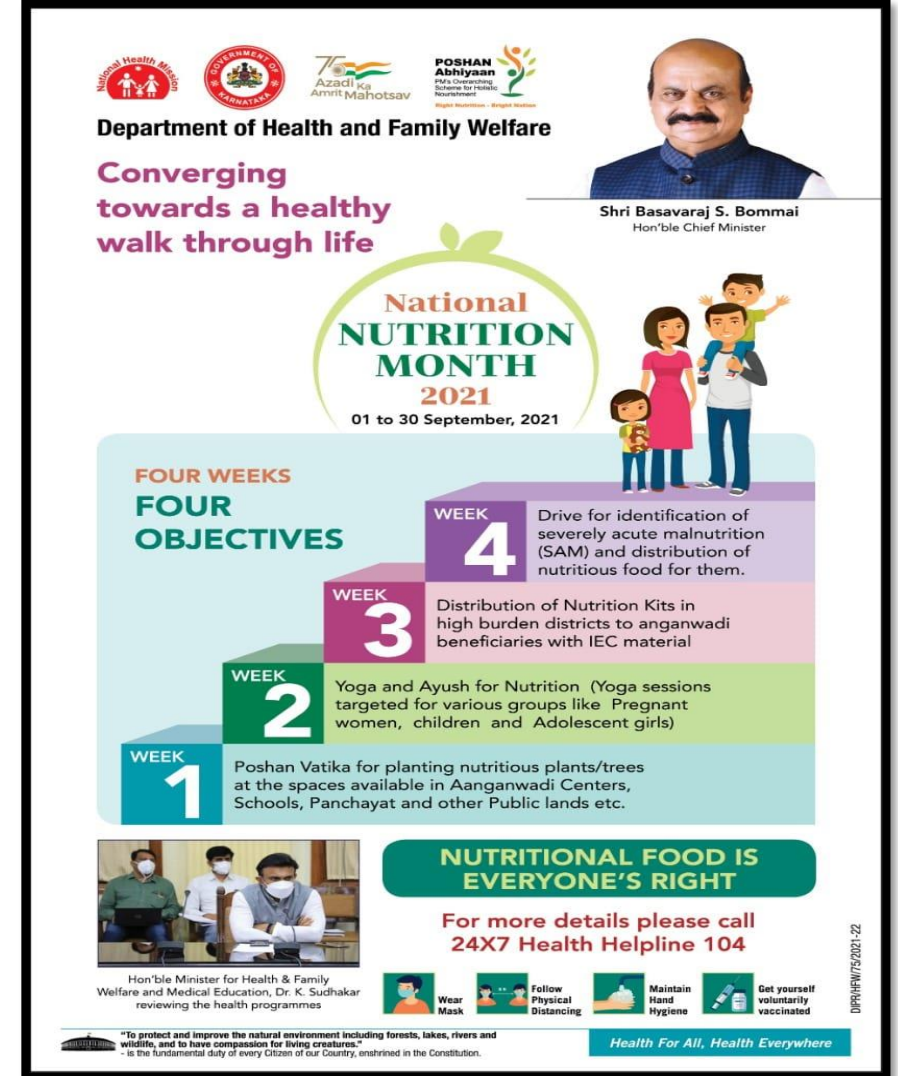


Download BBMP Bulletin	https://apps.bbmpgov.in/covid19/mediabulletin.php
For BBMPCovid19 Bed Status:	https://apps.bbmpgov.in/covid19/en/Bedstatus.php
To register for vaccination :	https://selfregistration.cowin.gov.in/
BBMP COVID19 Dashboard:	https://apps.bbmpgov.in/covid19/
Follow us on:	 www.facebook.com/bbmp.comm1/
	 twitter.com/BBMPCOMM

Issued by:

Honorable Chief Commissioner, BBMP
Special Commissioner Health & IT, BBMP
MD, Bengaluru Smart City Limited

THANK YOU !



Department of Health and Family Welfare

Converging towards a healthy walk through life

National NUTRITION MONTH 2021
01 to 30 September, 2021

FOUR WEEKS FOUR OBJECTIVES

- WEEK 1** Poshan Vatika for planting nutritious plants/trees at the spaces available in Aanganwadi Centers, Schools, Panchayat and other Public lands etc.
- WEEK 2** Yoga and Ayush for Nutrition (Yoga sessions targeted for various groups like Pregnant women, children and Adolescent girls)
- WEEK 3** Distribution of Nutrition Kits in high burden districts to anganwadi beneficiaries with IEC material
- WEEK 4** Drive for identification of severely acute malnutrition (SAM) and distribution of nutritious food for them.

NUTRITIONAL FOOD IS EVERYONE'S RIGHT

For more details please call
24X7 Health Helpline 104

Hon'ble Minister for Health & Family Welfare and Medical Education, Dr. K. Sudhakar reviewing the health programmes

Wear Mask **Follow Physical Distancing** **Maintain Hand Hygiene** **Get yourself voluntarily vaccinated**

"To protect and improve the natural environment including forests, lakes, rivers and wildlife, and to have compassion for living creatures," is the fundamental duty of every Citizen of our Country, enshrined in the Constitution.

Health For All, Health Everywhere

DPR/HEW/75/2021-22